

## 635L/635LB

### Dynamic Omnidirectional Microphone

- Long, 8-inch handle for better control in broadcast applications
- Rugged design
- Choose nonreflecting fawn beige or semigloss "camera" black
- Comes complete with stand clamp and 15 ft (4.6 m) cable

#### SPECIFICATIONS

**Element:**  
Dynamic

**Frequency Response:**  
80-13,000 Hz

**Polar Pattern:**  
Omnidirectional

**Impedance:**  
Low (150 ohms)

**Output Level:**  
-55 dB  
(0 dB = 1 mW/pascal)

**Case Material:**  
Steel

**Dimensions:**  
241 mm (9.5 in.) long,  
36 mm (1.41 in.) diameter

**Finish:**  
635LB Semi-gloss black  
635L Fawn beige

**Accessories Included:**  
Model 311 stand adapter  
4.6 m (15 ft), 2-conductor shielded  
broadcast type synthetic rubber—  
jacketed with Switchcraft A3F connector.

**Optional Accessories:**  
307 shock mount  
313 stand clamp  
314E windscreen  
340 security clamp  
342 security stud mount

**Net Weight:**  
241 grams (8.5 oz)

**Shipping Weight:**  
525 grams (18.5 oz)

#### DESCRIPTION AND APPLICATIONS

The Electro-Voice 635L and 635LB are designed for exacting professional applications such as film production, recording, FM, AM, and TV broadcasting and the more demanding PA applications.

The high output level, and low sensitivity to mechanical shock, make the 635L and 635LB excellent for interviews and for pass-around use in audiences.

The 635L and 635LB feature a diaphragm which permits very smooth response over a wide frequency range. The diaphragm withstands humidity and temperature extremes, corrosive effects of salt air, and severe mechanical shocks. It is practically indestructible with normal use.

A four-stage pop and dust filter ensures a completely pop-free performance and virtually eliminates an external windscreen for outdoor use.

An internal shock absorber effectively reduces the pickup of cable and other noise generated by external contact.

#### ARCHITECTS' AND ENGINEERS' SPECIFICATIONS

The microphone shall be an Electro-Voice 635L or 635LB. The microphone shall be an omnidirectional dynamic type with wide range response uniform from 80 to 13,000 Hz. It shall have a four-stage pop filter, and a magnetic shield to prevent dust and magnetic particles from reaching the diaphragm. The impedance shall be such that the microphone will match 50-, 150- and 250-ohm inputs. The line shall be balanced to ground and phased.

The output level shall be -55 dB with 0 dB equalling 1 mW/pascal. The magnetic circuit shall be a non-welded circuit and employ Alnico V and magnetic iron. The case shall be made of steel.

The microphone shall have a maximum diameter of 36 mm (1.41 in.), a length of 241 mm (9.5 in.) and a weight of 241 grams (8.5 oz.). The microphone shall have a built-in connector similar or equivalent to the Switchcraft AGM.

The Electro-Voice Model 635L and 635LB are specified.

#### UNIFORM LIMITED WARRANTY

Electro-Voice products are guaranteed against malfunction due to defects in materials or workmanship for a specified period, as noted in the individual product-line statement(s) below, or in the individual product data sheet or owner's manual, beginning with the date of original purchase. If such malfunction occurs during the specified period, the product will be repaired or replaced (at our option) without charge. The product will be returned to the customer prepaid. **Exclusions and Limitations:** The Limited Warranty does not apply to: (a) exterior finish or appearance; (b) certain specific items described in the individual product-line statement(s) below, or in the individual product data sheet or owner's manual; (c) malfunction resulting from use or operation of the product other than as specified in the product data sheet or owner's manual; (d) malfunction resulting from misuse or abuse of the product; or (e) malfunction occurring at any time after repairs have been made to the product by anyone other than Electro-Voice or any of its authorized service representatives. **Obtaining Warranty Service:** To obtain warranty service, a customer must deliver the product, prepaid, to

635L/635L-B SPECIFICATION GRAPHICS

FIGURE 1 — Frequency Response

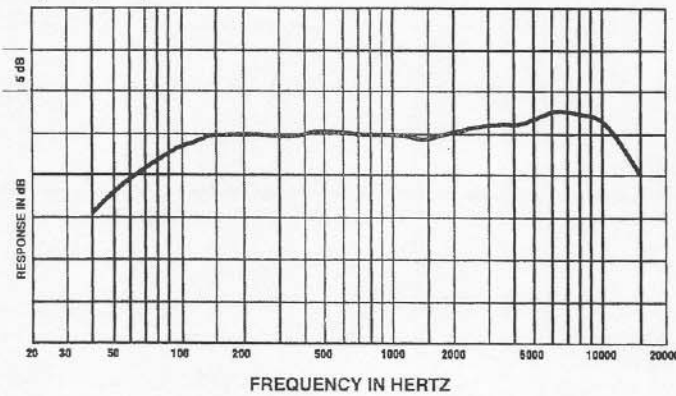


FIGURE 2 — Dimensions

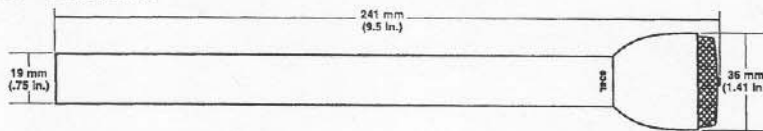
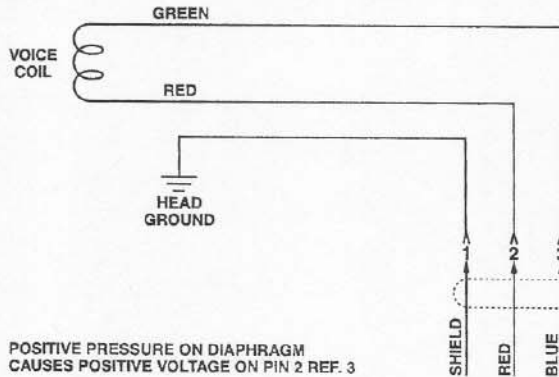


FIGURE 3 — Schematic



Electro-Voice or any of its authorized service representatives together with proof of purchase of the product in the form of a bill of sale or receipted invoice. A list of authorized service representatives is available from Electro-Voice at 600 Cecil Street, Buchanan, MI 49107 (616/695-6831 or 800/234-6831). **Incidental and Consequential Damages Excluded:** Product repair or replacement and return to the customer are the only remedies provided to the customer. Electro-Voice shall not be liable for any incidental or consequential damages including, without limitation, injury to persons or property or loss of use. Some states do not allow the exclusion or limitation of incidental or consequential damages so the above limitation or exclusion may not apply to you. **Other Rights:** This warranty gives you specific legal rights, and you may also have other rights which vary from state to state.

**Electro-Voice Wired Microphones** are guaranteed against malfunction from any cause for two (2) years from the date of original purchase. In addition, the Limited Warranty for the acoustic system contained in these microphones shall apply for the life of the product, defined as a period of ten (10) years from the date that the manufacture of the specific microphone has been discontinued. Any and all active electronics incorporated in these microphones are guaranteed against malfunction due to defects in materials or workmanship for a period of three (3) years from the date of original purchase. The Limited Warranty does not extend to cables, cable connectors, or switches. Additional details are included in the Uniform Limited Warranty statement.

Service and repair address for this product: Electro-Voice, Inc., 600 Cecil Street, Buchanan, Michigan 49107 (616/695-6831 or 800/234-6831).

Specifications subject to change without notice.

